

Ultra Marine
Ultra Safe Anchoring

BOYUT Mechanical Industry Co. Ltd.

Davutpasa Cad. Yildiz Sok.
Basoglu San.Sit.
No: 17 34010 Zeytinburnu
ISTANBUL - TURKEY

www.ultramarine.com.tr
info@ultramarine.com.tr
T: +90 (212) 482 41 61 - 63
F: +90 (212) 482 28 81

ULTRAnchor USER'S GUIDE



Ultra Marine
Ultra Safe Anchoring

www.ultramarine.com.tr

ULTRAnchor USER'S GUIDE



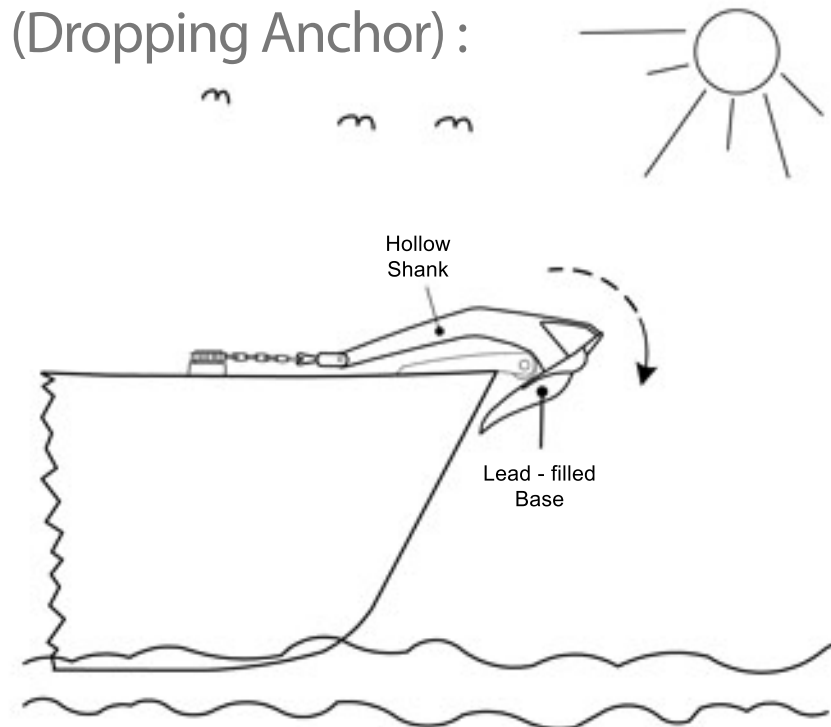
Congratulations on your purchase of an ULTRAnchor.

ULTRAnchor has evolved into its final form through years of prototype studies and tests.

Over the years the ULTRAnchor has been tested by many satisfied boat owners around the world anchoring in various ground types and on occasions severe weather conditions, proving the exceptional quality and extreme strength of the ULTRAnchor.

The ULTRAnchor is used like any other anchor. The design features will be explained at chapter FAQ.

Anchor Deployment (Dropping Anchor) :



- Decide where to anchor.

- Open windlass main switch

- Let the anchor hang from the bow roller either opening the gypsy or operating the windlass with the motor. Preparing the anchor in this way before deployment will prevent the anchor from hitching on the bow roller, allowing the chain to run out smoothly saving you time and unnecessary mistakes.

- Have a look at all the suitable places for your vessel's length and draft. Do you have adequate protection from the wind and swells? Is there enough depth during high and lower water? Check the charts for underwater dangers, are there other boats in the anchorage? If so, visualize how they will swing during shifts in the wind and changing tides.

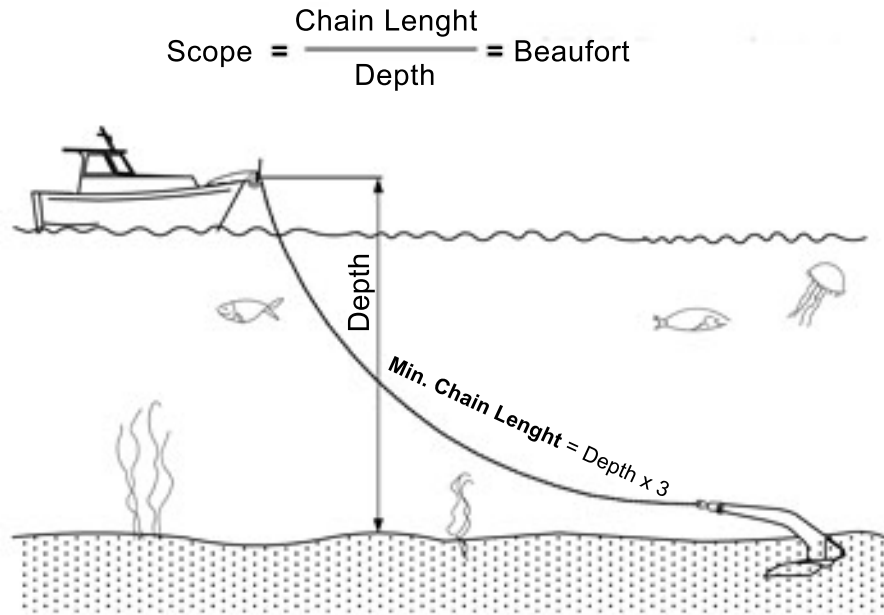
- Approach your desired location and head up into the wind and current, until the boat's forward motion has stopped.

- When, your boat's speed is zero, open the gypsy and allow the anchor to drop the sea bed (control the speed of the chain being deployed by loosening or tightening the gyps). Allow the boat to drift back on the wind and current or by slowly reversing back on the engine

- Always check your charts and instruments for the correct depth. Allow a scope of **4 or 5** times more chain than the total distance from the bow roller to the bottom of the seabed. Close the gypsy when you're happy you have the correct amount of the chain deployed, making sure the chain won't run out.

- Keep your eye on the anchor chain checking it goes tight causing the bow to swing or go up and down. If you don't notice this movement increase the power of the reverse engine making sure the chain is stretched and the anchor is firmly set.

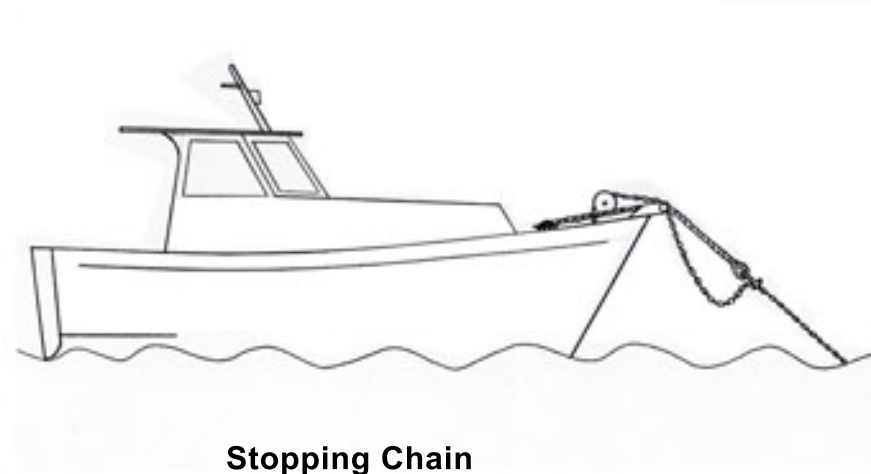
- Always make a transit with two points on the shore to check your not dragging.



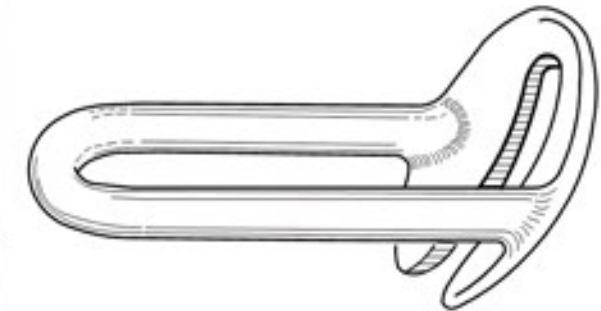
-If you notice after the anchor digs in you're getting too close for comfort to other boats or hazards, you can pull the chain in to increase your distance. This in turn will decrease your scope, the remaining scope should never be less than 3 times that of the depth (total depth from the bow roller to the sea bed).

- If you plan on staying at anchor for the night or the wind increases, you need to increase the scope proportionally by letting out more chain. With higher winds or waves a scope of 10 to 1 may be appropriate. The scope should at least be equal to the beaufort of the wind, always remember more scope is better. This of course will increase your swinging distance. You should always confirm you will remain far enough away from other boats or hazards with any increased scope.

- If your planning on staying at anchor for long periods or the wind and waves increase, it's advised to snub the chain with a chain grab.

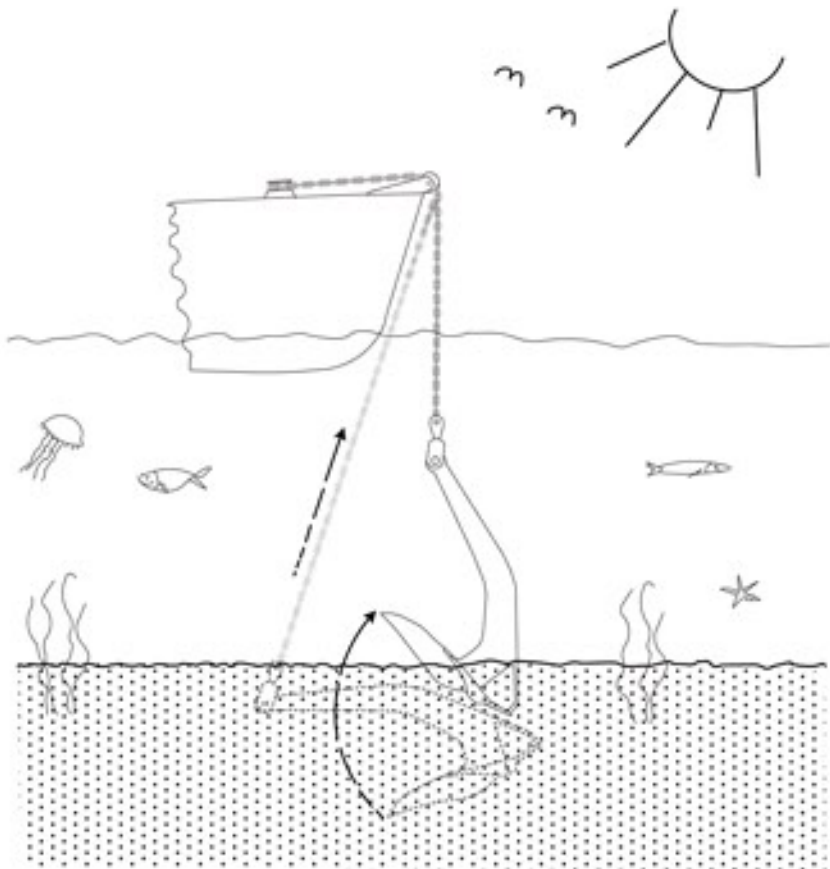


Stopping Chain



ULTRA Chain Grab

Recovery :



- Start the engine and operate the windlass, don't use the windlass motor to pull the weight of the boat towards the anchor. Instead move the boat slowly forward along the chain using slow movements on the throttle at the same time operating the windlass to recover the chain.

- When the bow is above the anchor the chain will tighten for a short time pivoting the ULTRAnchor on the pivot plate, helping dislodge the anchor from the seabed. Recover the remaining chain and dock the anchor in the correct position on the bow roller.

- Always lock the chain to help prevent accidental deployment of the anchor whilst underway.

FREQUENTLY ASKED QUESTIONS:

1. Will a slightly heavier ULTRAnchor put any unnecessary force on the windlass ?

Your windlass pulling power is calculated according to the "anchor weight plus the chain weight". The anchor weight is only 10 to 15 % of the total, so it won't put unnecessary forces on the windlass.

2. Will the windlass have any difficulties recovering the ULTRAnchor from the seabed ?

Under normal conditions the ULTRAnchor will dig deeper than most anchors. In fact, the curved tip makes it easier when pulled from the opposite direction helping to release the anchor. You should not experience any problems recovering it.

However, under extreme conditions when other anchors are dragging or completely breaking out the ULTRA digs even deeper and keeps holding firm. Under these extreme conditions, you could experience problems with the windlass struggling to release the anchor. In this case, we recommend you position the bow over the anchor and allow the swells to work the anchor loose enabling you to use the windlass more efficiently for a trouble free recovery.

3. Is the chain weight important to get the ULTRAnchor to hold ?

The ULTRAnchor has a clever patented tip allowing the ULTRAnchor to dig deep and hold firm when pulled thus the chain weight is not the most important factor as it would be for other anchors, even with an all rope rode the ULTRAnchor works just as well.

4. Would it be suitable to use a regular connector for the ULTRAnchor ?

Generally speaking when an anchor is subjected to any great force they tend to drag. Therefore, not testing the connectors to their full limit.

However, due to the incredible holding power of the ULTRAnchor you will need to use a connector with a breaking strength no less than that of the connected chain. Therefore, we recommend using the ULTRA FLIP SWIVEL which has been tested and proved to have higher breaking strength than that of the chain.



5. How do we get back if it is hooked the rocks ?

All anchors are types of hooks, if you anchor in rocks you risk the chance of getting stuck and not being able to recover it. The ULTRAnchor's special tip form makes recovery easy for any anchor rocks can prove to be a difficult challenge. For those reasons, it's advised to try and avoid anchoring in rocks.

However, if you have to you can take some simple precautions. First you need to attach a tripping line to the bar on the back of the ULTRAnchor, with a length of line longer than the depth with a floating buoy tied to the end. This makes it possible to trip the anchor by pulling the tripping line away from the tip to free the anchor.

6. Does the ULTRAnchor hold in weeds ?

The ULTRAnchor holds well in common weeds around 50 - 60 cm high. However, on occasions you might come across weeds up to 2 meters tall appearing like corn fields, for an anchor to hold in such a place it

must first flatten the weeds with its own weight and penetrate the roots when pulled, after looking into this common problem we discovered that anchors including (Admiralty Anchors) lighter than 45 - 50 kg do not cope well in this type of environment.


ULTRAnchors heavier than 45 kg do in fact, cope well among these types of weeds, however, a good hold might not happen with your first attempt to penetrate the weeds. If you plan on anchoring in this type of ground for extended periods, please be aware your anchor could work itself loose.

Always check the suitability of the ground type before choosing a safe anchorage.

7.How do we anchor on pitched sea beds ?

If the slope is more than 10° - 15° and the wind is coming from the opposite direction, your anchor's holding capacity decreases. You can see whether the seabed is pitched by looking at the contour lines on the chart or by looking at the hillside on the shore.

If you're intending to anchor next to a perpendicular hillside, we recommend mooring with the stern. In this case, the slope will increase the holding capacity of the anchor.



QUICKLINE Flat Rope & Storage Reel

The best solution for mooring with your stern is by using the QUICKLINE Flat Rope and Reel system.

8.What happens if the wind and tide changes direction while at anchor ?

Unlike other anchors the ULTRAnchor keeps holding firm even after 180 degree shifts in both wind and tide. This is one of the great characteristics of the ULTRAnchor, you won't need to re set the anchor in changing conditions. However you will need to pay attention for other vessels drifting.

9.Do we need to use an anchor chain weight to help increase the performance of the ULTRAnchor ?

You won't need to use a chain weight for the ULTRAnchor.

10.Do we need to use a second anchor at the same time with the ULTRAnchor ?

If your using the recommended size ULTRAnchor and the correct scope the ULTRAnchor will hold you comfortably in all weather conditions. However, there should always be a spare anchor aboard for emergency use, for example a second anchor could be used as a stern anchor.

If using a second bow anchor as a "V" or tandem you could get into difficulties with shifting wind and tidal conditions, this sort of anchoring might be needed with other anchors. A single ULTRAnchor offers enough holding power.

11.Do we need to stop the chain ?

If you plan on staying for long periods at anchor it's recommended you snub the chain in case the weather turns bad, or you feel the conditions are already bad enough to save the boats gear from the jarring affects from the wind and increased wave height.

The benefits of snubbing your anchor chain :

- It prevents the gypsy from becoming loose.

- It safeguards the windlass from the damaging forces of a loaded chain.
- It eliminates the noise caused by the bow riding on the anchor chain.



ULTRA Chain Grabs

12. Will the ULTRAnchor align itself onto the bow roller upside down ?

The ULTRAnchor or any other anchor can be brought back onto the bowroller the wrong way up. However, due to the clever design of the ULTRAnchor with its unique self-aligning characteristics, it will always self align itself correctly onto the bow roller.

If you find the ULTRAnchor is upside down when trying to recover it, there could be other causes for example ;

- A narrow canal on some bow rollers could prevent the ULTRAnchors self righting design from flipping itself into the correct position for a trouble free.
- The chain is being retrieved too fast by the windlass not allowing the anchor to turn itself in time.
- Having a chain canal on the roller could this also contribute to the problem.

Trying to identify the possible cause will help resolve the problem.

If the above suggestions don't help you will need to stop the windlass for a couple of seconds when the shank of the anchor is just touching the bow roller, this allows time for the anchor turn itself into correct position before docking.

If it doesn't work at the first time drop the anchor until the end of shank is free of the bow roller and retrieve again.



ULTRA Bow Roller

13. Do we need a retaining hoop on the bow roller ?

A retaining hoop on the bow roller helps safely secure your anchor onto the bow roller by controlling the twist and preventing the chain and anchor from jumping of the roller in rough conditions. The retaining hoop is an important safety feature on the ULTRA Bow Roller.

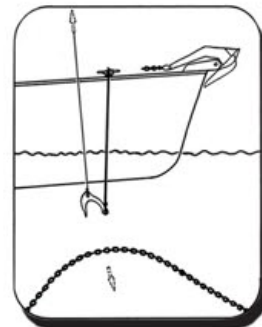
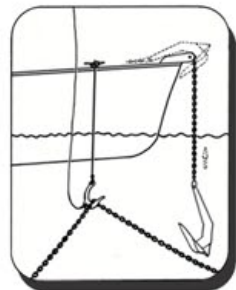
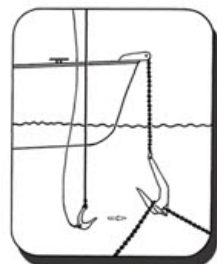
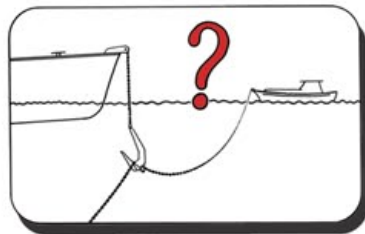


We recommend you fit this if your bow roller doesn't have one fitted standard.

14. What can you do if your anchor hooks over another chain ?

The best way to get out of this tangle is to use an "ULTRA Trip Hook"


You need to get your trip hook ready by using the correct lines and technique.



15. What can you do if you experience problems with the chain not collapsing when recovering your anchor, resulting the windlas failing or not working properly ?

You will need to find a solution to aid better chain collapse allowing the windlass to work more efficiently. The permanent solution for this problem is to use stainless steel chain.

When choosing stainless steel chain, quality is the most important factor. AISI 316 L is the preferred choice over 316, if you don't choose "L" over time you will start to experience problems with the chain welds rusting.



ULTRAnchor - SELECTION TABLE

BOAT WEIGHT AND LENGHT ULTRAnchor CAN HOLD (MAX.)								
ULTRA ANCHOR WEIGHT (kg) - (lbs)	Sail Boat		Power Boat		Catamaran			Recommended DIN766 Chain Diameter (mm)
	Boat Weight (ton)	Boat Length (m) (feet)	Boat Weight (ton)	Boat Length (m) (feet)	Sail Catamaran Weight (ton)	Power Catamaran Weight (ton)	Boat Length (m) (feet)	
5 - 11	1,2	6 - 20	1,6	5,5 - 18	0,8	1	6 - 20	5
8 - 18	2	7 - 23	2,7	6,4 - 21	1,1	1,4	7 - 23	6
12 - 26	3,6	8,6 - 28	4,8	8 - 26	2,4	3	8,6 - 28	6
16 - 35	7	11 - 36	9,3	10,4 - 34	4,7	6	11 - 36	6 - 8
21 - 46	12	12,8 - 42	16	13,1 - 43	8	10	12,8 - 42	8
27 - 60	18	14,5 - 48	24	15,8 - 52	12	15	14,5 - 48	8 - 10
35 - 77	26	16 - 53	35	18,6 - 61	17,3	22	16 - 53	10
45 - 100	37	17,8 - 58	50	23,2 - 76	24,7	31	17,8 - 58	10 - 12
60 - 132	55	20 - 66	73	25 - 82	37	46	20 - 66	12 - 13
80 - 176	85	22,4 - 74	112	30 - 98	57	71	22,4 - 74	13
100 - 220	120	24,4 - 80	160	33,5 - 110	80	100	24,4 - 80	13 - 14
130 - 290	180	27 - 89	240	38,4 - 126	120	150	27 - 89	14 - 16
160 - 350	260	30 - 98	350	44,2 - 145	170	210	30 - 98	16
200 - 440	400	34 - 110	530	51 - 168	265	330	34 - 110	16 - 18
250 - 550	600	40 - 130	800	61 - 200	400	500	40 - 130	18 - 20
300 - 660	830	44 - 145	1110	69 - 225	550	700	44 - 145	20
360 - 800	1140	50 - 165	1520	76 - 250	760	950	50 - 165	22

- Anchor selection should be made based on the largest anchor required between boat weight or boat length.

- "Powerboat" ULTRAnchor selection, in this table, is based on low profile, express type power boats, for high profile (high windage) power boats please select from the sailboat section on the left side of this table.

- ULTRAnchors bigger than 100kg are better to be selected by Lloyds, the values here can only be used for preselection.

- ULTRAnchors FIT NICELY AS BOW OR STERN ANCHORS. THEY ARE NOT SUITABLE TO SIDE HAWSE HOLES !